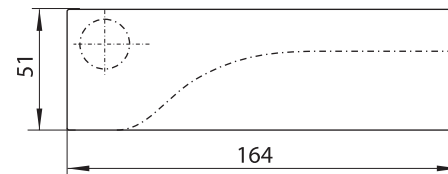
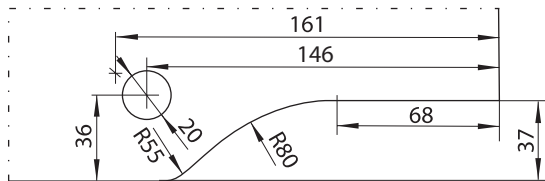
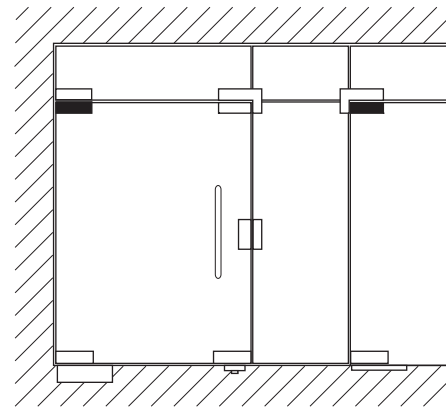


GEZE PT 20

- ▶ Upper patch fitting (pivot point)
- ▶ For rebated swing doors and double-action doors (suitably respective application)
- ▶ Surface made of stainless steel, polished or satin



Glass cutout

